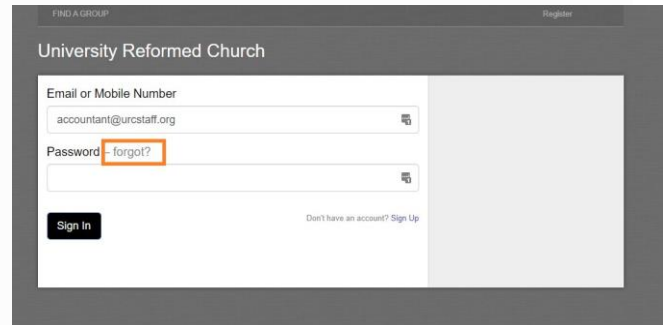


How To Reset My Giving Password

Being able to login and manage your Giving is quick and easy. Follow these simple steps to get logged into your account if you forget your password.

1. Navigate to our church website, select the Members then Online Giving. Scroll down & click Online Giving, Login. Click the '**Forgot**' next to Password.



University Reformed Church

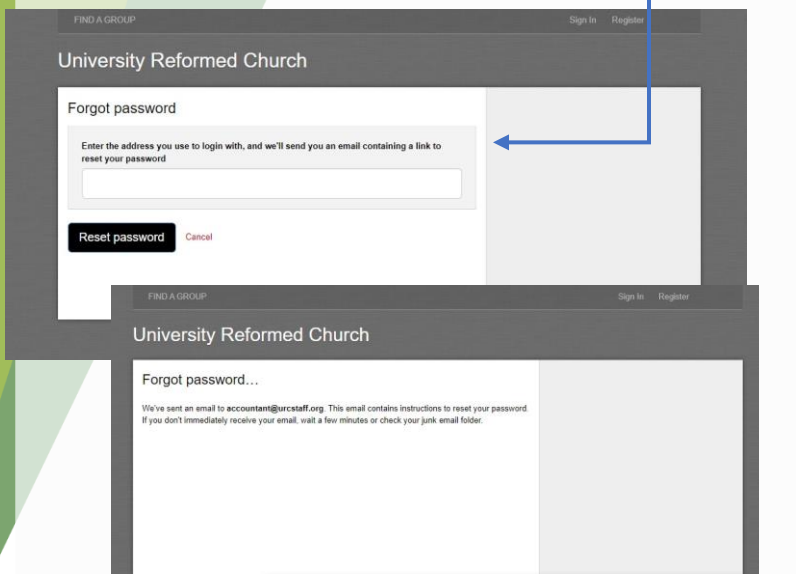
Find A Group Sign In Register

Email or Mobile Number
accountant@urcstaff.org

Password **forgot?**

Sign In Don't have an account? Sign Up

2. Enter the email address associated with your account and click **Reset Password** to receive a new password. Check for an email titled "Password Reset Request." (The email could be in the Spam Folder)



University Reformed Church

Forgot password

Enter the address you use to login with, and we'll send you an email containing a link to reset your password

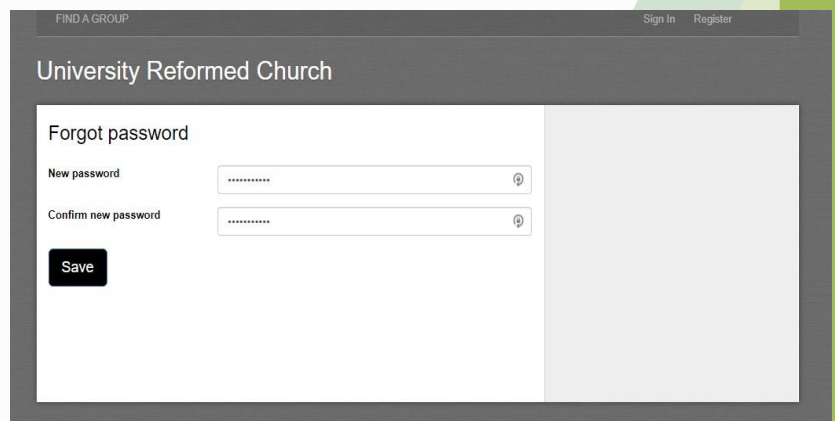
Reset password Cancel

University Reformed Church

Forgot password...

We've sent an email to accountant@urcstaff.org. This email contains instructions to reset your password. If you don't immediately receive your email, wait a few minutes or check your junk email folder.

3. Click the link in the email you receive to reset your password. Enter New password and retype it to confirm. Click **Save**.



University Reformed Church

Find A Group Sign In Register

Forgot password

New password

Confirm new password

Save

You did it!

If you have any questions, contact our financial secretary at accountant@urcstaff.org.